

# Ollie, the Acorn, and the Mighty Idea

Written by Andrew Hackett  
Illustrated by Kaz Windness  
Published by Page Street Kids

## ACTIVITY GUIDE

Ollie Alexander Kandersteen, successful amateur gardener, longs to be a tree: Strong. Tall. And mighty enough to stand up to Everett, the bully next door. Ollie is rather short for his age, and when things are too heavy or too high to reach, Everett is sure to point it out. Ollie wilts, he withers. Inside and out, he feels small.

But when Everett, feeling jealous of Ollie's gardening skills, steals Ollie's sapling, an idea takes root...

"I couldn't. I shouldn't."

But he does! Ollie SWALLOWS an acorn. He waits, wonders, and rumbles ... Burp!

With a little care and cultivation, a tree-mendous transformation begins! Ollie's feet root, his arms branch, his locks leaf, and his limbs stretch to the clouds. He's finally strong and tall enough to confront Everett. But when he does, he finds out that being the biggest doesn't always mean you're the mightiest and getting even with a bully might just make you feel smaller than ever.


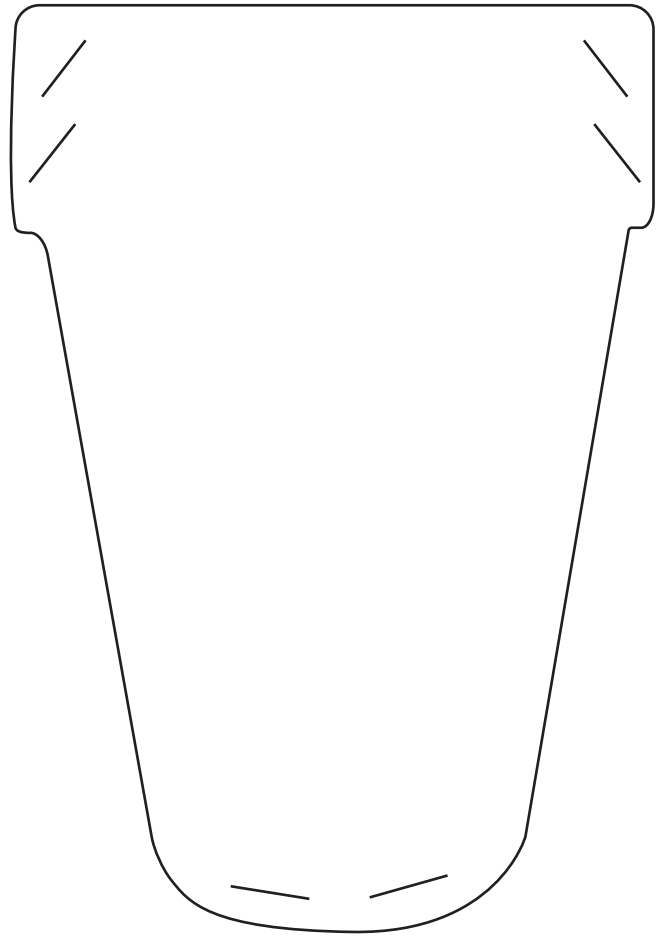
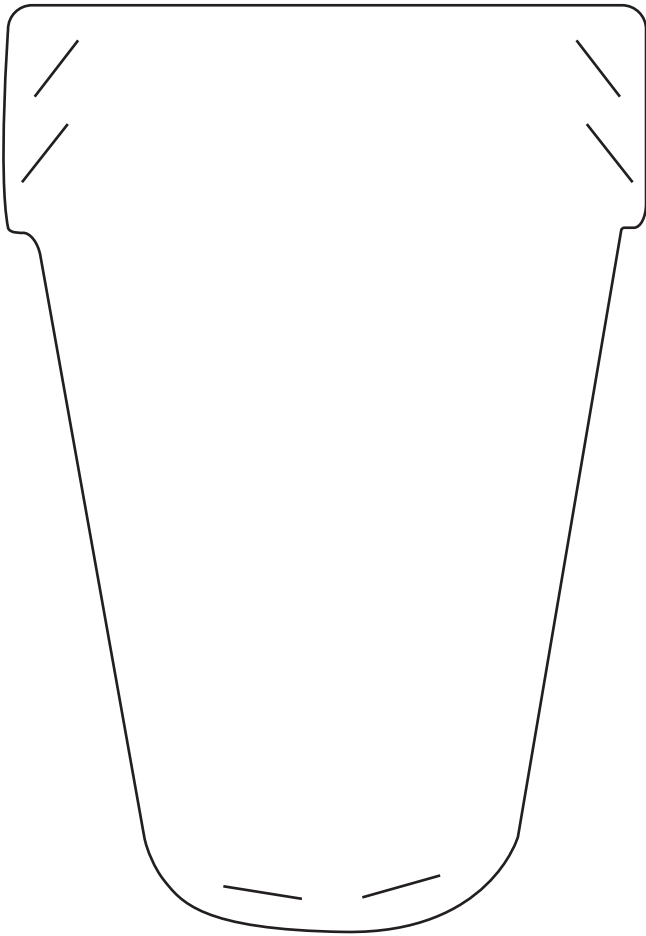
**Andrew Hackett** always dreamed of writing picture books, but never believed it was possible. Then one day he thought, "I could. I should." So he did (with a lot of hard work). And while he hopes no one swallows acorns as a result of his story, he does hope kids will be inspired to grow kindness in their communities and stand up for themselves—without eating anyone, of course. A second grade teacher, Andrew lives in Holden, Massachusetts with his wife and three children, all of whom are very mighty.

**Kaz Windness** is an illustrator and author who loves to make her readers laugh. When she's not illustrating books, Kaz teaches illustration at an art college and enjoys growing herbs and vegetables in her garden. She is a Rocky Mountain College of Art and Design valedictorian graduate. Kaz lives in Denver, Colorado with her husband, two sons, and Boston terrier.

## MAKE A GROWING FLOWER

Color in the two flower pot shapes and the flower shape on the following page.

1. When you're finished, cut these shapes out. Place the two flower pot shapes on top of each other, colored side out. Place your colored flower shape in between them.
2. Taking care not to glue/staple your flower shape, glue or staple the flower pot shapes together, so your flower shape remains inside.
3. Now, let your flower grow! Move the flower shape up inside the flower pot to show others your amazing gardening skills.



## A MIGHTY IDEA

At first, Ollie thinks he isn't very mighty at all and that only being tall and strong as a tree will help him stand up to Everett.

But in the end, Ollie discovers that he doesn't need to be a tree to be mighty.


THINK about an act of kindness you did, or something you could do to help out that makes you feel mighty.

WRITE your answer in the blank below.

I feel mighty when I...

---



DRAW a picture of how this makes you feel below.



## BECOME A MASTER GARDENER!

Color in the pictures below. Each picture shows one thing plants need to grow. Fill in the blank below each picture with the name of this thing.

(Hint: these are also the things Ollie uses for his tree-mendous transformation!)







## TEAMWORK GARDEN GAME

Materials needed: large quantities of 3 different objects (blocks, balls, buttons, felt pieces, etc.)

1. Create three stations with balls, blocks, or another object to symbolize these three materials: water, soil, and sun
2. Break participants into groups of three and assign 1 group member to each material
3. To help their “tree” grow 1 inch taller, a team needs to collect one of each material BUT each team can only send 2 team members out at once to retrieve materials
4. At each material station, create an obstacle or action for team members to complete
5. Set a timer for the game. When time is up, the team whose tree is the tallest wins!

Use these reflection questions to think about teamwork as a group:

- How did working together help your tree grow taller?
- How did you decide which two group members to send to get each material?
- What helped your team work together better?

# WORDSEARCH

I W  
 Q N  
 E O U Q  
 P D S X  
 R Z T J C X  
 D Y E Z I J  
 T R I L B Q U I  
 D J P M Q V G W  
 W V D Z R D Y G L P  
 O W K E H T X C P O  
 Q L Q A U E O G J U U D  
 R L X N Z M S Z Q F G E  
 Z L I O S R T T E R E V E S  
 H I E L U M N N S T P D A J  
 T U O H S N G Y F N E C V Y J V  
 M O S S O L B B R E T A W X Z N  
 Q D O V M E H C G I M A Q K N Z D Q  
 S A S S E N D N I K N K X C X D E Y  
 H U S S K O B Y B W T W C L D U Q F O Y  
 Y V Q H Y J A F Z U B U E E R T D V W L  
 E Y Q A Q K M A K B R H A D V G W B L R I G  
 D H O C A N D Y D K J Z R I T F U A K W A S  
 Z T I L U W R G R I F W T F E Y Y P D P R H L A  
 E Z D T A C O W F S D N D X P M O O J D M F L P  
 D P V Q K O D C R Z D D M G G D K O Z E W K O W Y S  
 N X U Y E G I A K G L O C X C I S N N T F B B Z H W  
 G Q Z X  
 Q G F I  
 S T T A  
 U T N P

Kindness  
Blossom  
Tree

Oak  
Elm  
Dog

Cat  
Ollie  
Everett

Grow  
Soil  
Sun

Water  
Seed  
Acorn  
Garden

Made with the [theteacherscorner.net](http://theteacherscorner.net)

## IF I WAS A PLANT...

Ollie uses an awesome acorn to transform into a mighty oak. If you were a plant, what kind of plant would you be?

Use the illustration of Ollie as a mighty oak tree to inspire your own drawing of yourself when transformed into this plant.

Think about the huge variety of plants and remember to get creative!

