

# Mister Rogers' Gift of Music

Donna Cangelosi

illustrated by Amanda Calatzis

published by Page Street Kids

## ACTIVITY GUIDE

For a young Fred Rogers, music was a gift. It eased the pain of childhood illness and bullying and helped Fred express how he felt when words alone were difficult. As an adult, he gifted his melodies to the world, showing children by example that they can express themselves, cope with negative feelings, and connect to each other through music. This sensitive, life-affirming biography not only portrays the life of this beloved TV personality, but focuses on Fred's most memorable songs and musical TV moments, and captures the enduring magic of his music in brilliantly colorful abstract illustration. Readers will not only learn about what music meant to Fred Rogers, but find the encouragement and inspiration to brighten their own lives with song.

**Donna Cangelosi** is a child psychologist who, much like Mister Rogers, spends her days working with children to help them understand and process their feelings. She was born in New Jersey and lives there today. In her free time, Donna reads biographies, visits museums, and does yoga. This is her debut picture book.

**Amanda Calatzis** spent countless days watching Mister Rogers after school when she was growing up. Today, she brings that same warm, comforting feeling into her own art. She previously wrote and illustrated *Khalida and the Most Beautiful Song* (Page Street Kids). She lives in New York City with her husband, two children, and three dogs, where she spends her days creating art in her studio, playing guitar, and reading as many books as she can.

# Coloring Page

Mister Rogers loved wearing cozy sweaters.  
Can you color and decorate the sweater below?



# It's a Beautiful Day in Your Neighborhood


Mister Rogers loved sharing the things that made his neighborhood beautiful.  
Using the space below, can you draw a picture of where you live?

# Let's Learn About Music


Do you know the alphabet?

A, B, C, D, E, F, G, H, I, J, K, L, M, N,  
O, P, Q, R, S, T, U, V, W, X, Y, Z

Music also uses the alphabet! It just looks a little different because instead of letters, musicians use notes!



Using the guide above, can you fill in the names of the notes?



# Identifying Feelings


Draw a line to match the feeling with the picture.

**Sad**

**Confused**


**Mad**

**Happy**



# Write Your Own Song!

Mister Rogers often wrote songs to help share how he was feeling.  
Using the lines below, write a song to share how you are feeling today.



A musical staff consisting of ten horizontal lines. The first line has two musical notes: a quarter note on the first space and an eighth note on the first line. The remaining nine lines are empty for writing.

