



Written by **LORETTA ELLSWORTH**
Illustrated by **ANNABEL TEMPEST**
Published by **PAGE STREET KIDS**

Activity Guide

Tangle-knot is not a word, but it is Fia's hair.

And Fia thinks it's perfect, which is why she refuses to brush it, even though her mom always complains it's a mess. In fact, it's more than a mess—it's a nest for a mother bird and her three colorful eggs.

Fia takes excellent care of her birds and shows off her tangle-knot everywhere she goes, attracting lots of attention. As the spectacle grows, so does Mom's disapproval. But Fia's commitment to being herself just might be powerful enough to change her mother's mind.

This whimsical story shines with lighthearted relatability, reminding us that even when our parents just don't get it, they always want us to be happy.

LORETTA ELLSWORTH has never had birds in her hair, though once when she was ten a cat climbed onto her head. She now has three grandsons and seven granddaughters, none of whom like to comb their hair. Loretta lives in Minnesota, where she writes full-time, and enjoys playing tennis and reading. While she has created several books for older readers, this is her first picture book.

ANNABEL TEMPEST hates brushing her hair almost as much as Fia does. Some things she loves are swimming, collecting shiny things, and books, of which she has illustrated many, including *Sadie Sprocket Builds a Rocket* (Two Lions) and *How to Change the World* (Puffin). She lives in Somerset, England with her husband, three huge growing boys, a slightly silly dog, and a cat that thinks it is the boss.


USING YOUR FAVORITE COLORS, DRAW A BIRD IN FIA'S HAIR.

What else can we find in Fia's hair? Draw two more items to add to her tangle-knot.



THE BIRD IN THE STORY LAYS THREE EGGS. DO YOU REMEMBER THEIR COLORS?

Color each egg to match the eggs in the story. Then, decorate each egg with stickers or drawings!



WHAT DOES A MAMA BIRD FEED TO HER BABIES?

Circle the correct answer.

WORMS

FRENCH FRIES

PASTA WITH RED SAUCE

BUGS

BIRD SEED


COOKIES



CREATE YOUR OWN BIRD FEEDER!


What You'll Need:

- 1 pinecone
- String
- Birdseed
- Peanut butter
- 1 plate
- 1 spoon



Directions:

1. Tie a long loop of string to your pinecone.
2. Take your pinecone and scoop your spoon into the peanut butter. Smear your peanut butter over the entire pinecone.
3. Pour your birdseed onto a plate.
4. Roll your peanut butter covered pinecone in the seeds until covered.
5. Find the perfect tree with lots of leaves and branches.
6. Hang your pinecone on a sturdy branch.
7. Find a comfortable cushion and snack to sit and watch all of the birds who come to enjoy the snack you made for them.



BIRD IDENTIFICATION SHEET

Can you figure out what kind of birds live near you?

IS THE BIRD BIG OR SMALL? _____

LIST ALL OF THE BIRD'S
FEATHER COLORS. _____

WHAT KIND OF BEAK SHAPE
DOES THE BIRD HAVE?



WITH THE INFORMATION YOU HAVE, ASK AN ADULT TO HELP YOU SEARCH
FOR YOUR BIRD ON A DEVICE!

WHAT IS THE BIRD CALLED? _____