



THIS BOOK IS SPINELESS

Activity Guide

Don't turn the page! This book has an aversion to adventure and can't get a sense of what's on its pages. If readers help it navigate any **spooky, slinky, swirly, smelly, or salty** stories they encounter together, maybe the book will manage to find a bit of bravery . . .

Debut author and illustrator team Lindsay Leslie and Alice Brereton give us an anxious book's perspective with playful text and art. This multilayered book tackles anxiety and encourages readers to be brave and help the book turn each page.

This Book Is Spineless will get readers excited about experiencing their own sensory stories. Use the book and these accompanying activities to talk about the five senses, various parts of a book, multiple story genres, and how to make fears less frightening.

Activities



Do You Sense Something?

The book uses its senses—and the reader—to try and figure out what stories might be on its pages. Have kids match each sense to its corresponding illustration. Look in the book for help!

A Fraction More Fearless

Like the book, we all have something we're afraid of. But for every stinky skunk, there could be a sweet bunny. Ask kids to be brave and draw something they find scary. Then have them add silly details that make it less frightening. For example, spiders can be scary. But a spider in a hat? That's silly!

This Book Has a Spine

Complaining of curling pages and a distinct lack of a spine, our titular book introduces some parts of a book to readers. For this hands-on activity, help kids create their own books. Try folding pieces of paper together or binding pages in another way, like with tape, string, staples, paper clips, or a rubber band. Encourage them to identify the different parts before they fill the pages with spooky, slinky, swirly, smelly, or salty stories!



Do You Sense Something?

Eek! Look at all these stinky, loud, disgusting, creepy, queasy pictures on my page!
Before I get too scared, can you draw a line to connect each sense with the image it matches?

(((HEAR)))




SEE




FEEL



SMELL




TASTE



A Fraction More Fearless

The book is scared of what's on its pages! What are you afraid of?

Draw a picture of something that scares you. Then add funny details to make it less scary!



This Book Has a Spine

Be brave! It's time to create your own book. Be sure to keep the paper together by giving it a spine!

You might use folding, staples, paper clips, tape, or punched holes and string.

When your book is done, identify the different parts you see here.

